

PLEASE CHECK WWW.MOLEX.COM FOR LATEST PART INFORMATION

Part Number: [0016020069](#)
Status: **Active**
Overview: [cgrid_sl_products](#)
Description: SL™ Crimp Terminal, Series 70058, Female, with Tin (Sn) Plated Contact, 24-30 AWG, Reel

Documents:

[Drawing \(PDF\)](#) [Product Specification PS-70400 \(PDF\)](#)
[Product Specification PS-51008-002 \(PDF\)](#) [RoHS Certificate of Compliance \(PDF\)](#)
[Product Specification PS-70058 \(PDF\)](#)

General

Product Family Crimp Terminals
 Series [70058](#)
 Crimp Quality Equipment Yes
 Overview [cgrid_sl_products](#)
 Product Name SL™

Physical

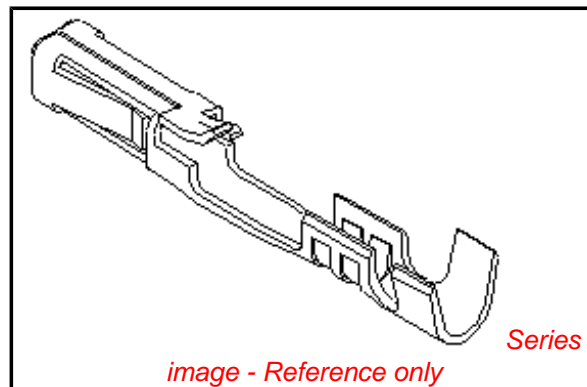
Gender Female
 Material - Metal Phosphor Bronze
 Material - Plating Mating Tin
 Material - Plating Termination Tin
 Packaging Type Reel
 Plating min: Mating (µin) 150
 Plating min: Mating (µm) 3.75
 Plating min: Termination (µin) 75.2
 Plating min: Termination (µm) 1.88
 Termination Interface: Style Crimp or Compression
 Wire Insulation Diameter 1.52mm (.060") max.
 Wire Size AWG 24, 26, 28, 30
 Wire Size mm² N/A

Material Info

Old Part Number 70058-0004

Reference - Drawing Numbers

Packaging Specification PK-70873-1300
 Product Specification PS-51008-002, PS-70058, PS-70400
 Sales Drawing SD-70058-0004
 Test Summary TS-70058-001



EU RoHS

ELV and RoHS Compliant
REACH SVHC Contains SVHC: No
Halogen-Free Status

China RoHS



Need more information on product environmental compliance?

Email productcompliance@molex.com
 For a multiple part number RoHS Certificate of Compliance, [click here](#)

Please visit the [Contact Us](#) section for any non-product compliance questions.

Search Parts in this Series

[70058Series](#)

Application Tooling | [FAQ](#)

Tooling specifications and manuals are found by selecting the products below. Crimp Height Specifications are then contained in the Application Tooling Specification document.

Global

Description	Product #
FineAdjust™ Applicator	0639001500
Hand Crimp Tool, UL Approved	0638118800
FineAdjust™ Applicator for SL™ Female Crimp Terminal, 24-30 AWG	0639003100
T2 Terminator Tooling Die	0639103100
Insertion Tool	0011020022
Extraction Tool	0011030036

Japan**Description****Product #**

Applicator for M211A	<u>0570143000</u>
Bench Press, 22-30 AWG, for 70058/50083/50084 Crimp Terminal Side-Feed Applicator	<u>0570143200</u>
For Full-Auto Machine	
Hand Insertion Tool	<u>0570336000</u>

This document was generated on 05/18/2010

PLEASE CHECK WWW.MOLEX.COM FOR LATEST PART INFORMATION

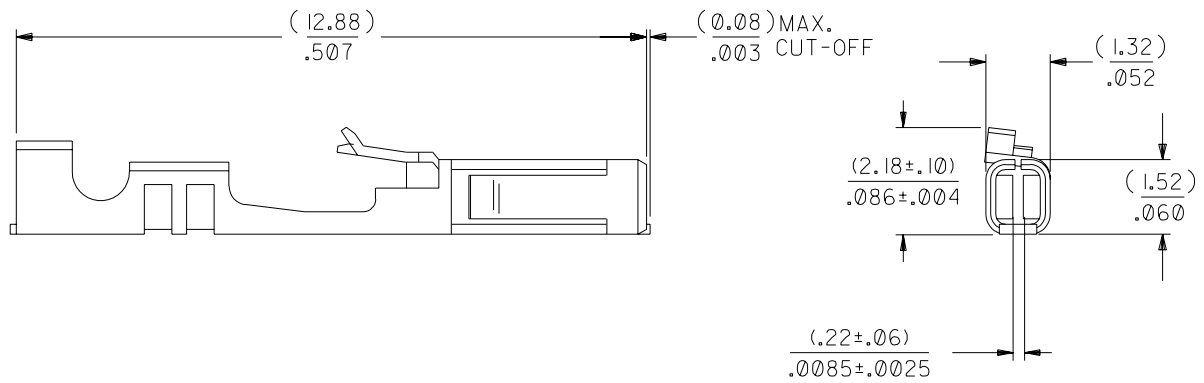
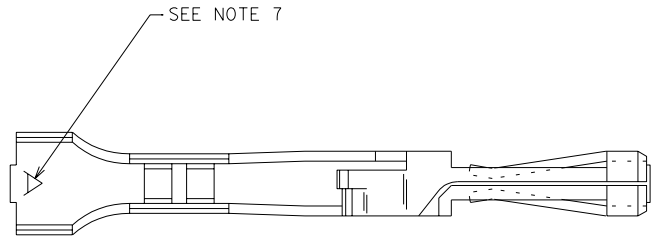
NOTES:

1. TERMINAL TO BE USED IN HOUSINGS 70066-**** AND 70450-****
2. REFER TO PRODUCT SPECIFICATION PS-70058
3. REFER TO MOLEX OPERATIONS AND SERVICE MANUAL FOR CRIMP DETAILS
4. TERMINAL TO BE USED WITH (0.64)/.025 SQUARE PINS
5. TERMINAL TO BE USED WITH 24-30 AWG STRANDED WIRE WITH (1.52)/.060 MAX. DIA. INSULATION
6. TERMINALS SUPPLIED IN REEL FORM
7. CRIMP SIZE INDICATOR A=24-30 AWG

*THE PRIMARY SHIPPING CARTON WILL BE LABELED "COMPLIANT TO RoHS DIRECTIVE 2002/95/EC AND ELV ANNEX II OF DIRECTIVE 2000/53/EC". CARTONS WITHOUT THIS LABEL MAY CONTAIN PRODUCT WITH LEAD.

PLATING:

.000150 MIN. TIN PLATE
OVER NICKEL PLATE.



			F1	REVISED ECR #U80270 MCGRATH 97/07/31
G	LEAD FREE UCP2004-1769 RWHITE 04/03/11		F	164 PLATING WAS 102 PER ECR # U31149 08/17/93 REED
F2	ADD. CRP. SIZE&NOTE 7 ECN UDT1998-0183 MOWANG 04/16/98		E	REDRAWN & REVISED PER ECR #U81133 03/02/88 MJM/JAS
LTR.	REVISIONS	LTR.	REVISIONS	

DIMENSIONS SHOWN (METRIC) INCH	
UNLESS OTHERWISE SPECIFIED TOLERANCES: ANGULAR ± 1/2°	
3 PLACE	± .005 ---
2 PLACE	± .01 ± 0.13
1 PLACE	--- ± 0.25
DRAFT WHERE APPLICABLE MUST REMAIN WITHIN DIMENSIONS	
DRWG. BY: JAS	CHK'D. BY: MJM
APP'D. BY: WAZ	SCALE: 10:1

▽ = 0	▼ = 0	REVISE ONLY ON CAD SYSTEM	
TITLE TERMINAL - BOX/CRIMP			
MOLEX INCORPORATED LISLE, ILL. 60532 U.S.A.		SHEET NO. 1 OF 1	DATE 03/02/88
PART NO. 016-02-0069		DRWG. NO. SD-70058-0004	
FILE NAME S70058A3 DGN	THIS DRAWING CONTAINS INFORMATION THAT IS PROPRIETARY TO MOLEX INC. AND SHOULD NOT BE USED WITHOUT WRITTEN PERMISSION.		DIV. SIZE DA B